


ZPB-600 POWER BOOSTER

High Voltage Power Booster

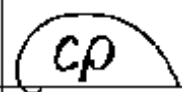


DESCRIPTION

The ZPB-600 is a variable high-voltage DC-DC power supply that can be connected to the ZT-30 TEM Transmitter to provide a source of high-voltage (400 Vdc max) suitable for driving a resistive load such as a grounded dipole. When operating together, the ZT-30 Transmitter with ZPB-600 Power Booster form a battery-powered resistivity / IP transmitter suitable for small-scale engineering and environmental surveys requiring low-powered transmitters.

FEATURES

- 600 VA Output Power in 3 adjustable voltage ranges (100V/6A, 200V/3A, 400V/1.5A)
- 24 Vdc Input Power
- Light-weight and easily transportable



Zonge Engineering and Research Organization, Inc.

Specialists in Electrical Geophysics

• Field Surveys • Geophysical Consulting • Instrumentation Sales and Lease •

ZPB-600 HIGH VOLTAGE POWER BOOSTER SPECIFICATIONS

Mechanical

Case size: 45 x 18 x 28 cm
(17.7 x 7.1 x 11.0 in)
Weight: 6.4 kg (14.1lb) (*batteries not included*)

Electrical

Input Voltage: 21 to 30 Vdc
Output Voltage Range: 45 – 400 Vdc
Output Current: 0 – 6 A
Output Power: 600 VA (max)
Fan-cooled heat sink

Controls & Switches

Power ON / OFF
Output Voltage Selector: 100V / 200V / 400V
Regulation Selector: Volt / Current
Mode Selector: Direct / Feedback
Output Control Potentiometer
Output Reset Switch

Indicator Lamps

Output Configuration LED^s (4) – 100V/200V/400V
Regulation LED^s – Volt / Current
Mode LED^s – Direct / Feedback
Power ON LED
HV Output LED

Output Jacks

Current Monitor terminals (banana jack)
Voltage Monitor terminals (banana jack)

Input Power

External battery: 21 – 30 Vdc
Main Power connector: four-pin military twist-lock

Applications

Engineering-scale DC Resistivity / IP
(when mated with ZT-30 TEM Transmitter)

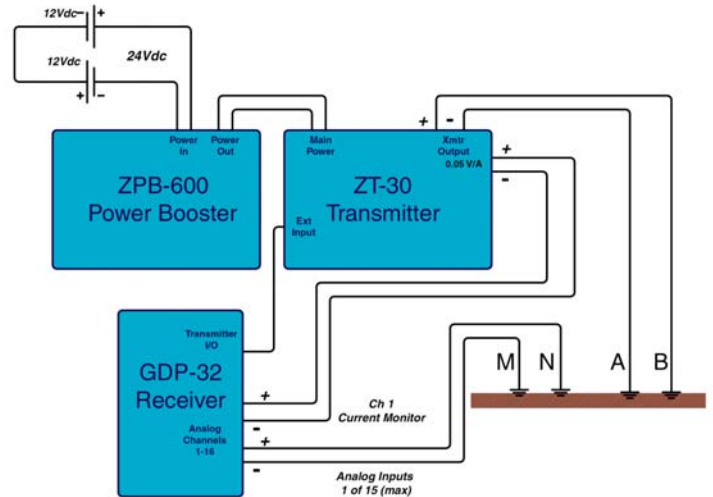


Figure 1: Functional block diagram showing a battery-powered Resistivity/IP system consisting of a ZPB-600 / ZT-30 Transmitter together with a Zonge GDP-32 Receiver.



Figure 2: ZPB-600 (left) and ZT-30 (right)

Specifications subject to change without notice
© Copyright 2001, Zonge Engineering & Research Organization, Inc.



Zonge Engineering and Research Organization, Inc.

Offices:

Arizona, Alaska, Nevada, Colorado and Minnesota

Headquarters:

3322 E. Ft. Lowell Road, Tucson, AZ 85716, USA (800) 523-9913
Tel: (520) 327-5501 Email: zonge@zonge.com
Fax: (520) 325-1588 Web: <http://www.zonge.com>